


Low-cost baling at its BEST...

FORD "250" Hay Baler




**TWINE TIE...
PTO or ENGINE
DRIVE**

now.



Bales up to 10 tons per hour or 7 bales per minute in average conditions.

PTO or engine drive...




SIMPLE PTO DRIVE

The PTO-operated baler will give you greater baling economy under average conditions. Over running clutch brings new efficiency to baler operation.

DEPENDABLE 17 HORSEPOWER ENGINE

This smooth-running, efficient engine keeps baler operating at correct speed for efficient baling under all conditions. Particularly well suited where the crop is extremely uneven, requiring frequent changes in ground speed. Available with or without electric starter.



.. better than ever!

... FOR FAST, CLEAN, LOW COST BALING OF HIGH QUALITY HAY



- **FULL FLOATING PICK-UP**

Counterbalanced at each end, floats over ground for clean, complete pick up.

- **SIMPLE, BIG CAPACITY FEEDING**

Sweep fork and large feed opening handles hay fast with minimum leaf loss.

- **IMPROVED FORD KNOTTERS**

Longer life, more dependable tying.

- **EFFECTIVE BALING PERFORMANCE**

Does a good job on all types of hay and straw, in heavy or light windrows.

Here are a few of the outstanding features that contribute to the smooth, efficient performance of the new improved Ford 250 Hay Balers. As soon as you take one to the field you'll discover how easy it is to adjust and operate . . . how simple and convenient to service and maintain. But best of all, you'll like the way it rapidly but gently picks up the hay and puts it into the baling chamber with minimum agitation and leaf loss. This results in clean, leafy, high quality hay with top feed value for more profitable feeding or marketing.

Ford made bales are uniformly packed and securely tied for convenient handling, shipping or storage.

You just can't afford the waste and inefficiency of inadequate hay making equipment when it's so easy to own a Ford 250 Hay Baler. It'll give you the kind of performance that can help turn your hay into profits.


IT'S TODAY'S BEST BALER BUY FOR THE FAMILY FARM!


You can't beat a Ford 250 Hay Baler when it comes to efficient, low cost baling. Whether you choose the PTO or engine model, you'll find the dependability needed to help make your hay crop a more profitable part of your overall farm operation.

Because it's so easy to own and operate one of these modern balers, there's no need to risk the quality of your hay with the uncertain timing and expense of a custom operator. You can make your

own baler pay off by accurately timing your haying operation to take full advantage of proper stage of maturity and good weather conditions.


There are other advantages to owning your own Ford 250 Hay Baler. It'll help you to make better use of your time. Even small baling jobs can be made profitable, and when your own baling is finished, you can even take on a few outside jobs for additional profit.





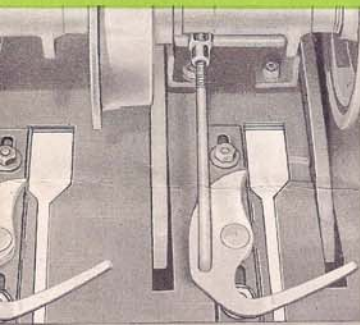
SLICING KNIVES

The knife on the end of the plunger works with the stationary knife like a giant pair of shears to provide a clean shear cut to each charge of hay entering the bale chamber. Adjustment can be made from outside of baler.




SIX BALE DOGS

Hay in the baling chamber is kept under compression between plunger strokes by six positive acting bale dogs. This helps to make tight, uniformly well packed bales that handle well, store well... especially helpful when baling light, fluffy hay or straw.




SPECIAL TWINE FINGERS

These fingers help to hold the twine while the bale is being formed. This relieves the tension on the knotter. As the bale is tied, they release the proper amount of twine to form a secure, dependable knot that stays tied.




IMPROVED FORD KNOTTERS

Designed especially for hay balers, these knotters stand up under the high tensions and pressures of baling hay, tying dependable knots with fewer misses.




BALE TENSION BARS

Bars pivot at the front to give the right pressure at both top and bottom of bale to give you just the weight and density of bales you want. They are simple to adjust for accurate control. Hydraulic bale tension attachment is available as an accessory (sold separately).



from



LARGE FEED OPENING... ADJUSTABLE FEED BAFFLE

This large feed opening, together with the sweep fork, gives the Ford Baler its big capacity. No restriction to movement of hay. The feed baffle is adjustable forward or back to control placement of hay into the bale chamber for uniform, straight, well shaped bales.



windrow to bale...

HANDLES HAY GENTLY, CAREFULLY, QUICKLY!

FULL FLOATING PICK-UP—


Uniform, big-capacity feeding

The extra good baling performance of Ford 250 Hay Balers starts right here at the pick-up unit. It works fast and gentle . . . lifts all the hay from the windrow and quickly moves it to the baling chamber with minimum leaf loss and without clogging. Two adjustable counter-balance springs float the pick-up unit over the ground to provide clean, effective pick-up without digging in. Side sheets are extended and flared to help gather in the windrow, and skid shoes at each end protect the pick-up unit from damage when working over uneven ground.

HAY HOLD-DOWN—Helps to handle large windrows more efficiently for uniform feeding to the transfer auger. Also helps in light, fluffy hay or small windrows by holding the hay against the pick-up teeth for better feeding.

TRANSFER AUGER—Takes material from the pick-up and moves it quickly but gently to the sweep fork for big capacity feeding. Auger housing has solid bottom to prevent loss of valuable leaves.

SWEEP FORK FEED—Provides fast, positive feeding of material into the baling chamber. It can't get out of time with the plunger because it's driven off the same crank shaft. One simple adjustment controls the penetration of the sweep fork into the baling chamber.




PICK-UP FINGERS

The curved fingers reach under and gently lift windrows without "kicking" hay forward . . . sweep clean, reduce leaf loss.

STRIPPER BANDS

Hay is stripped from teeth as they retract vertically between these bands. Prevents tearing or wrapping.



FORD 250 HAY BALERS . . . are convenient to adjust and

Simple Design—Few Working Parts

Effective, Easy to Make Adjustments

Slip Clutch Protection

Easily Accessible Feed Clutch

More Sealed Anti-Friction Bearings

Fewer Grease Fittings

Tapered Roller Bearings in Wheels

Safety Headlock

Metering Wheel

Bale Counter



There's a lot more to Ford 250 Hay Balers than their outstanding ability to make good bales. You'll find that they're also unusually simple in design. Strong, sturdy construction and few working parts mean dependable performance with long work life, easy maintenance and low upkeep costs. Adjustments are simple and easy to make . . . effectively control baling performance in a wide variety of crops and conditions.

Whether in operation, in transport or in storage, you'll like the compact size, light weight and easy maneuverability of a Ford 250 Hay Baler. They're easy to get through gates or into sheds, and when in the field, operation and control is sure and effective.

These features, together with the pick-up, feeding and baling advantages of Ford 250 Hay Balers, go a long way toward keeping baling costs down, quality and efficiency up. They can help you to *turn hay into profits!*


TAPERED ROLLER WHEEL BEARINGS

Fast highway travel between distant fields is no problem with one of these balers because wheels turn on tapered roller bearings. These bearings provide light draft and long life.




BALE METERING ASSEMBLY

Variable length bale metering assembly provides for quick, easy and accurate adjustment of bale lengths from 12 to 50 inches.



EASILY REPLACEABLE PICK-UP FINGERS


Teeth are individually detachable, a feature that adds new convenience to maintenance. They're heavy-duty, spring-coiled and bolted to angle iron tooth bars!



FLYWHEEL SLIP CLUTCH


Here's a feature that contributes to both baler capacity and operator convenience. It gives positive protection to gears, connecting rod and plunger without the shock of having to break a shear pin. Faster baling of bigger windrows are permitted, and there's no time wasted in replacing shear pins. Less shock and overload on gears mean longer life, less maintenance, more dependable baling performance.

operate . . . easy and economical to maintain!




EFFICIENT POWER DRIVEN PICK-UP

Provides uniform feeding . . . especially useful when turning corners and when baling in extra heavy windrows. Roller chain and two V-belt drives to pick-up and auger assembly eliminate need for slip clutch for protection, increases life of pick-up teeth.




SIMPLE THREADING

Twine threads directly to the eyes of the needles from the front. This reduces twine wear and permits better control of tension for more dependable performance of tying mechanism. Needle slots help locate twine properly on bales.



2-POSITION HITCH

Rectangular tongue can be pinned in either of two lateral positions . . . to put baler directly behind tractor for transport, or to offset for operation. Permanently attached jack holds tongue at right height for hitching to tractor.



HEAVY-DUTY GEAR BOX

Heat treated gears run on tapered roller bearings, and a thrust stud provides protection under shock loads. Gears are sealed from dust and dirt, run in oil.

ADJUSTABLE SWEEP FORK ARM

Penetration of the sweep fork for proper placement of hay into the baling chamber is controlled by adjusting the length of the drive rod.



BIG CAPACITY TWINE BOX

The easily accessible twine box is weather resistant to keep twine dry. It holds 4 balls of twine, enough to tie about 1000 bales. In addition, there's storage space for tools.

NYLON TWINE GUIDES

These smooth-surfaced guides reduce wear on twine to provide more dependable tying. Made of nylon to resist breaking or cracking.

FORD 250 HAY BALERS

ACCESSORIES

(SOLD SEPARATELY)

Wagon Hitch and Bale Loading Attachment—Permits loading of bales directly onto a wagon as they come from the baler.

Warning Lamp and Reflector Kit—Provides for night transport on the highway.

19-Tooth Pickup Sprocket—Increases the RPM of the baler for better efficiency in certain conditions.

Hydraulic Bale Tension Attachment (right)—Automatically maintains the bale density desired regardless of wind or moisture variations. A constant pressure pump with adjustable relief valve automatically applies uniform hydraulic pressure to bale tension bars.

HYDRAULIC BALE TENSION ATTACHMENT, SHOWN HERE AND MENTIONED ON PAGE 4, IS NOT AVAILABLE.

Hydraulic bale tension attachment.

SPECIFICATIONS

SERIES OPTIONS: 504-1—PTO Drive, 504-2—Engine Drive; Rope Starter; 504-3—Engine Drive, Electric Starter

GENERAL DESCRIPTION—One-man automatic twine-tie, light in weight and compact for easy maneuverability. Flywheel and friction clutch assembly mounted to reduction gear box transmits power throughout machine by positive chain and sprocket, and V-belt drives.

BALE CHAMBER—Construction: Welded formed steel channels with steel wear strips and angles attached inside to guide plunger. Cross section: 14" x 18".

PLUNGER HEAD—Length of stroke: 28". Speed: 68 strokes per minute. Type of drive: Wrist pin and connecting rod with self-aligning needle bearing connection to crank arm on gear box.

KNOTTERS—Type: Automatic

twine-tie Twine: Standard baler. Bearings: Two sealed ball bearings mounted to knotter support brackets.

PICK-UP—Construction: Angle tooth bars mount on reels, and are cam actuated to provide vertical retraction of teeth through stripping bands. Two balance springs and gauge shoes regulate full floating pick-up. Width 47½". Diameter: 16½". Tooth bars: 4. Teeth: 20 pairs, individually detachable. Bearings: Four sealed ball bearings as cam followers. Four steel backed bronze bushings carry pick-up shaft.

FEEDER MECHANISM—Auger: 593.5 rpm. Two sealed ball bearings in auger support tube assembly. Sweep Fork: Directly connected to crank arm and gear box with connecting

rod, 68 strokes per minute; sweep arm length is adjustable. Ball and needle bearings in pivot.

WHEEL AND TIRE ASSEMBLY—Wheels: Two 4.00 x 15 rims. Tires: One 5.00 x 15 and one 6.40 x 15 4-ply implement, rib type. Wheel bearings: Tapered roller.

ENGINE—Horsepower: 17 at operating speed. Bore: 3¼". Stroke: 3¼". Cylinders: 2. Displacement: 53.9 cu. in. Operating Speed 2800 rpm. Weight: 210 lbs.

OVER-ALL DIMENSIONS—Width: 8'5". Height: Engine model, 6'5", PTO model, 4'4". Length: 15'10", tail gate down, 14'2", tail gate up. Wheel tread: 7'10". Shipping wt.: 2570 lbs. (PTO model).

Design, materials and/or specifications are subject to change without notice and without liability therefor.

ASK YOUR FORD TRACTOR AND IMPLEMENT DEALER about his complete line of profit-making hay tools, including:

- REAR ATTACHED MOWER
- SIDE MOUNTED MOWER
- MOUNTED SIDE DELIVERY RAKE
- 250 HAY BALER
- DEARBORN ELEVATOR

Ford Farming

IS POWER FARMING



CHAPPELL TRACTOR SALES, INC.
FEDERAL HILL ROAD
MILFORD, NEW HAMPSHIRE
FORD TRACTOR DEALER